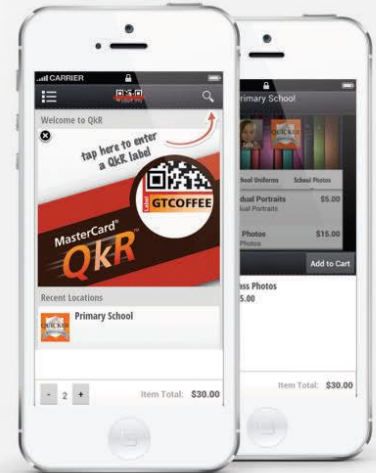


For quicker, hassle-free canteen and school payments, try MasterCard QkR™ today



Introducing QkR™ (pronounced 'quicker') by MasterCard: the easy-to-use phone app and preferred payment method for QkR Primary School. MasterCard QkR™:

- Saves you time by letting you order and pay for all of your child's school needs directly from your phone;
- Reduces the need for your child to bring cash to school;
- Reduces the time school staff spend on administrative tasks



Getting started is easy - try it yourself today

✓ Step 1 Download QkR by MasterCard

on your Android phone or iPhone.
iPad users can download iPhone app




✓ Step 2 Register

Select your Country of Residence as 'Australia' and follow the steps to register

✓ Step 3 Find our school

If within 4 kms of the school, you can select from "Locations Nearby"

Scan QR code provided



Or type text label provided by your school

✓ Step 4 Register your children

When first accessing your school menu, you will be prompted to register your child. This allows you to make school orders on their behalf.

Now you're ready to order and pay for meals and other items...

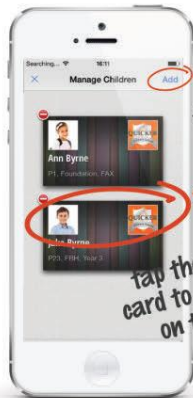
QKR™ How to Guide

by MasterCard®

Manage your children's details



add your child's details and photo



tap to add another child

tap the student card to edit details on that child

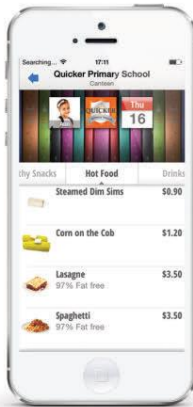


tap to show Manage Children option

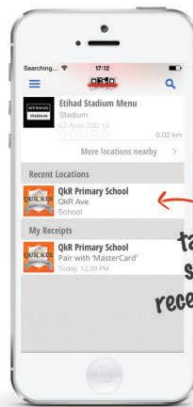
Order meals



tap on the day to see the menu and place your order



Save time & re-order

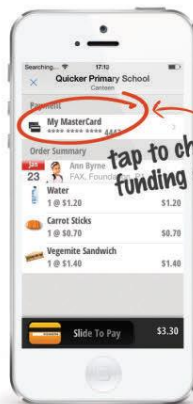


tap your school in recent locations

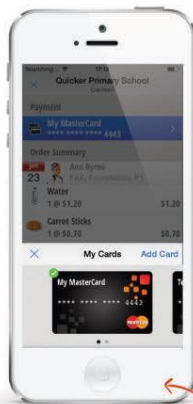


tap to copy all paid orders from last week

Add multiple payment cards



tap to change funding source



Pay with any scheme credit, debit or pre-paid card accepted by the school. At checkout, you can select from any of your registered cards.



Add up to five cards to your QKR account

We want your feedback!

Please send your comments or suggestions on how the QKR service could be improved to the school office.