




Department of Education and
Early Childhood Development

2011 Annual Report to the School Community

Beaumaris Primary School
School Number: 3899



Beaumaris Primary School

Our community purpose is 'Learning Together' and we want our students to thrive, contribute and be critical thinkers today and in the future. To achieve this, we have a shared understanding of effective learning and teaching and our school values of respect, resilience, responsibility and relationships are central to how we operate.

Our broad curriculum is based on the Victorian Essential Learning Standards and teachers personalise learning so that we are able to meet the learning needs of all students. Specialist programs are offered in physical education, visual and performing arts, Japanese language and science. Our hall, art room, library, computer centre, kitchens, performing arts room and a range of learning spaces provide a positive learning environment for all.

We have 555 students and 44 staff members (2 Principal class, 36 teachers and 6 Education Support Staff). A feature of our school is the strong sense of community shared by students, staff, families and local residents and the level of active parent involvement. We work collaboratively with our local network schools to share resources and professional learning.

Situated on two hectares, a feature of the grounds refurbishment of the oval for our students also the replanting of gardens with native plants indigenous to the Bayside area and more recently staff, students and parents have been planting and growing food for our kitchen garden program.

Student Learning	Student Engagement and Wellbeing	Student Pathways and Transitions
<p>Combined student learning data places our school at a higher level than the median for all Victorian Government Primary Schools. Teacher assessments from the Victorian Essential Learning Standards is similar to other schools with a similar student cohort. The NAPLAN data for our students in year three and five is at the same level as other schools with a similar student cohort.</p> <p>A whole school focus on improving the teaching of mathematics is supported by an external consultant and through participation in a network focus on numeracy. The introduction of focused professional learning for teachers in literacy, numeracy and quality pedagogy over the last four years has led to improved teaching strategies and student learning outcomes. In 2011 the Prep team worked closely with consultants from the Walker Learning Approach to implement personalised and developmentally appropriate practices.</p> <p>Our school has appointed two science teachers to build teacher capacity and boost our students' engagement and achievement in science. Teaching and learning is further enhanced by opportunities for teachers to work in teams and classrooms resourced with interactive whiteboards and notebook computers.</p>	<p>Our student attendance is at a level that is similar to other Victorian Government Primary schools and a common reason for non-attendance is extended family holidays.</p> <p>The data from the student Attitudes to School survey places our school at a similar level to other Victorian schools and indicates that our students feel safe in their learning environment and connected with their peers. To strengthen the students' sense of connectedness, we have focused on embedding our four school values; relationships, respect, responsibility and resilience with all members of our learning community.</p> <p>Teachers model our school values with their students and establish clear guidelines for working together. The school Student Wellbeing Support Plan sets guidelines for acceptable behaviours across the school and teachers use a variety of resources to embed school values and social skills.</p> <p>Student engagement and wellbeing will be further supported through the student leadership program, lunchtime programs, recognition and strategies to improve communication with all community members.</p>	<p>The majority of our students generally come from the local area and from a range of cultures and pre-school settings. The Prep transition program is an important time for teachers to establish relationships with students and for students to become familiar with our school environment. The program involves both informal and formal visits prior to commencement.</p> <p>Our Prep transition coordinator communicates with parents and pre-school staff to develop knowledge of our new students. Regular surveys of new prep parents help us to identify areas for improvement in our transition program. A transition coordinator helps identify and facilitate opportunities for our year five and six students to participate in a range of different programs in our local secondary schools.</p> <p>Parent information sessions are held to assist transition between year levels. The school will continue to focus on improving transition for students moving into the school, between year levels and to secondary school.</p> <p>The enrolment has been stable for over 15 years with some transience due to families transferring to and from overseas and interstate during the year, usually related to parent employment.</p>

For more detailed information regarding our school please visit our website at

<http://www.beaups.vic.edu.au/>

or view our 2011 Annual Report online at <http://www.vrqa.vic.gov.au/SReg/>

Financial Performance and Position

Beaumaris Primary School

Financial Performance – Operating Statement Summary for the year ending 31st December, 2011

Revenue	2011 Actual
Departmental Grants	\$543,773
Commonwealth Government Grants	\$21,758
State Government Grants	\$0
Other	\$16,182
Locally Raised Funds	\$628,648
Total Operating Revenue	\$1,210,361

Expenditure

Salaries and Allowances	\$244,768
Bank Charges	\$4,444
Consumables	\$100,373
Books and Publications	\$3,773
Communication Costs	\$6,686
Furniture and Equipment	\$70,474
Utilities	\$34,037
Property Services	\$158,833
Travel and Subsistence	\$93
Motor Vehicle Expenses	\$0
Administration	\$8,050
Health and Personal Development	\$878
Professional Development	\$48,359
Trading and Fundraising	\$129,467
Support/Service	\$63,366
Miscellaneous	\$222,797
Total Operating Expenditure	\$1,096,398

Net Operating Surplus/-Deficit **\$113,963**

Capital Expenditure **\$31,610**

Please note that the above amounts do not include any credit revenue or expenditure allocated or spent by the school through its Student Resource Package

Financial Position as at 31st December, 2011

Funds Available	2011 Actual
High Yield Investment Account	\$93,705
Official Account	\$6,184
Other Bank Accounts(listed individually)	
Building fund	\$0
Library Fund	\$23,686
VTU Cash Management	\$177
Co-operative funds	\$0
Maintenance Trust fund	\$14,456
	\$
Total Funds Available	\$138,208

Financial Commitments

	2011 Actual
School Operating Reserve	\$60,000
Assets or Equipment Replacement <12 months	\$0
Capital – Building/Grounds including SMS < 12 months	\$10,200
	\$
Maintenance – Building/Grounds including SMS < 12 months	\$
	\$29,866
Beneficiary/Memorial Accounts	\$0
Co-operative Bank Account	\$0
Revenue Receipted in Advance	\$0
School based programs	\$0
Region/Network/Cluster Funds	\$0
Provision Accounts	\$0
Repayable to DEECD	\$0
Other Recurrent Expenditure (Accounts Payable)	\$0
Assets or Equipment Replacement > 12 months	\$0
Capital – Building/Grounds including SMS > 12 months	\$38,142
Maintenance - Building/Grounds including SMS > 12 months	\$0

Total Financial Commitments **\$138,208**

Financial performance and position commentary

Beaumaris Primary School has continued to invest in facilities and resources to enable the school to deliver an innovative and relevant curriculum. Over the last 12 months the school has invested in: new computers which are to be utilised across all year levels, replaced the telephone system and computer server to enable effective communication throughout the whole school, purchased further class room materials, developed a kitchen garden program, refurbished the Japanese classroom and provided staff with various PD programs to ensure the school is delivering quality pedagogy. The school has further plans of continuous improvement over the forthcoming year.

Beaumaris Primary School

How this school compares to all Victorian government schools

Key:

Range of results for the middle 60% of Victorian government schools:

Result for this school:

Median of all Victorian government schools:

This page provides the overall picture of this school's performance in the past year. The following pages provide more detail on each of these measures.

Overall Measures

Student Outcomes

School Comparison

1. Student Learning

Combining teacher assessments from the Victorian Essential Learning Standards (VELS) and the results from the National Assessment Program – Literacy and Numeracy (NAPLAN) tests.



2. Student Engagement and Wellbeing

Combining student attendance rates and results from the annual student *Attitudes to School* survey.



School Profile

- Average level of parent satisfaction with the school, as derived from the annual *Parent Opinion* survey. The score is reported on a scale of 1 to 7, where 7 is the highest possible score.



- Average level of staff satisfaction with the school, as derived from the annual *Staff Opinion* survey. The score is reported on a scale of 1 to 5, where 5 is the highest possible score.



- Overall socio-economic profile

low low-mid mid mid-high high

Based on the school's Student Family Occupation index which takes into account parents' occupations.

- Proportion of students with English as a second language

low low-mid mid mid-high high

- All Victorian government school teachers meet the registration requirements of the Victorian Institute of Teaching (www.vit.vic.edu.au).

- 556 students (275 female, 281 male) were enrolled at this school in 2011.

For more information regarding this school, please visit www.vrqa.vic.gov.au/reg

How this school compares to all Victorian government schools

Key:

Range of results for the middle 60% of Victorian government schools:

Result for this school:

Median of all Victorian government schools:

Student Learning

3. Teacher assessments from the Victorian Essential Learning Standards (VELS)

Percentage of students in Years Prep to 6 with a grade of C or above in:

- English and Mathematics
- All other subjects

The grades are the same as those used in your child's end of year report.

A 'C' rating means that a student is at the standard expected at the time of reporting.

Student Outcomes


Results: English and Mathematics 2010



Results: English and Mathematics 2007 - 2010 (4-year average)



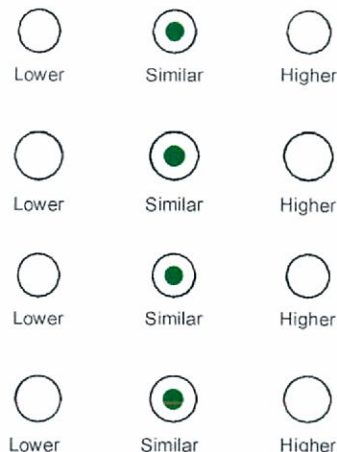
Results: All other subjects 2010



Results: All other subjects 2007 - 2010 (4-year average)



School Comparison



4. NAPLAN Year 3

Average score achieved on the NAPLAN Reading and Numeracy tests conducted in May each year.


Year 3 assessments are reported on a scale from Bands 1-6.

Bands represent different levels of achievement. For Year 3, the National Minimum Standard is at Band 2.


Results: Reading 2011



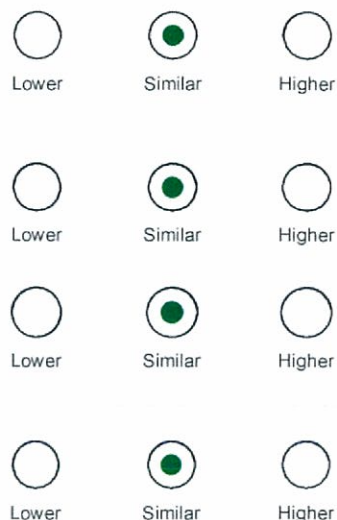

Results: Reading 2008 - 2011 (4-year average)



Results: Numeracy 2011



Results: Numeracy 2008-2011 (4-year average)




5. NAPLAN Year 5

Average score achieved on the NAPLAN Reading and Numeracy tests conducted in May each year.


Year 5 assessments are reported on a scale from Bands 3-8.

Bands represent different levels of achievement. For Year 5, the National Minimum Standard is at Band 4.


Results: Reading 2011





Results: Reading 2008 - 2011 (4-year average)



Results: Numeracy 2011



Results: Numeracy 2008-2011 (4-year average)



How this school compares to all Victorian government schools

Key:

Range of results for the middle 60% of Victorian government schools:



Result for this school:

Median of all Victorian government schools:



Student Engagement and Wellbeing

6. Student attendance

Average attendance rate of all students in the school. Common reasons for non-attendance include illness and extended family holidays.

Average 2010 attendance rate by year level:

Student Outcomes

Results: 2010



Results: 2007 - 2010 (4-year average)



Prep	Yr1	Yr2	Yr3	Yr4	Yr5	Yr6
94%	94%	92%	94%	93%	93%	94%

School Comparison



Lower



Similar



Higher



Lower



Similar



Higher

7. Student attitudes to school

Derived from the *Attitudes to School* survey completed annually by Victorian government school students in Years 5 to 12. It includes questions about students' engagement in and enjoyment of school. The school's average score is reported here on a scale of 1 to 5, where 5 is the highest possible score.

Results: 2011



Results: 2008 - 2011 (4-year average)



Lower



Similar



Higher



Lower



Similar



Higher

How to read the Government School Performance Summary 2011

The Government School Performance Summary provides an overview of how this school is performing, and how it compares to all other Victorian government schools.

All schools acknowledge the partnership and support of their parents and the community in working together to improve outcomes for children and young people.

By sharing this information with the community, our goal is to identify where we need to improve and to work together to achieve excellence in every school.



The **first page** outlines what your school is doing to improve its results.

The **second page** summarises your school's performance.

The **third and fourth pages** provide a detailed breakdown of each of the result areas.

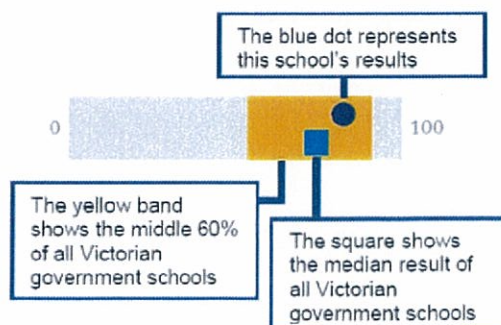
What are student outcomes?

Student outcomes show the achievements of students in this school in English, Mathematics and other subjects. They also show results in national literacy and numeracy tests and, for secondary colleges, the Victorian Certificate of Education (VCE) examinations. They provide important information about student attendance and engagement at school.

For secondary colleges, the Government School Performance Summary also provides information about how many students at this school go on to further studies or full-time work after leaving school.

You can see these results for the latest year, as well as the average of the last four years (where available).

The Government School Performance Summary also allows you to compare student outcomes for students at this school with the outcomes of students in all other Victorian government schools.



What is a *School Comparison*?

The *School comparison* is a way of comparing school performance that takes into account the different student intake characteristics of each school.

A *School comparison* takes into account the school's academic intake, the socio-economic background of students, the number of Indigenous students, the number of non-English speaking and refugee students, the number of students with a disability, and the size and location of the school.

The *School comparison* measures show that most schools are doing well and are achieving results that are '**similar**' to what we would estimate given the background characteristics of their students.

Some schools are doing exceptionally well with the students they have, and have '**higher**' performance.

Some schools have '**lower**' performance after taking into account their students' characteristics – these schools will receive targeted support to ensure that there is improvement.

Looking at both the student outcomes and school comparisons provides important information about what a school is doing well and the areas that require further improvement.

More information on school comparison performance measures can be found at:
www.education.vic.gov.au/aboutschool/schoolreports

School Comparison



Lower



Similar



Higher

What is the meaning of '*Data not available*'?

For some schools, there are too few students to provide data. For other schools, there are no students at some levels, so school comparisons are not possible. Newly opened schools have only the latest year of data and no averages from previous years. The Department also recognises the unique circumstances of Specialist, Select Entry, English Language and Community Schools where school comparisons are not appropriate.

What is this school doing to improve?

All schools have a plan to improve outcomes for their students. The '*What our school is doing*' statement provides a summary of this school's improvement plan.